

## CARRÉ HORIZONTAL (CPHN1-RO, CPHN2-RO)

### TYPES

- One (CPHN1-RO) or two rows (CPHN2-RO) of tubes

### TUBES

- Horizontal, square 25 x 25 mm

### COLLECTORS

- Vertical, round Ø 35 mm

### COLOURS

- Standard colour white RAL 9016
- Not available in colour Gloss White
- Extensive colour chart see p. 16

### SPECIAL

- CPHN1-RO also available as toilet radiator (600 x 415 mm)

### BRACKETS

- Wall brackets standard

### TECHNICAL

- Welded by means of resistance welding robots (invisible weld seams)
- KTL priming coat, powder coating
- Standard operating pressure: 10 bar
- Maximum operating temperature: 110°C

### ELECTRICAL (see chapter electrical radiators)

- ✗ Pure electrical radiator prefilled
- ✗ Mixed radiator

### TECHNICAL DRAWINGS

- See p. 91

### CONNECTION

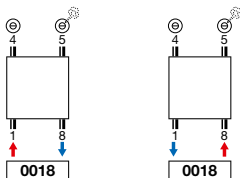
- ✓ One-point connection for one-pipe system (order as special radiator) (see p. 301)
- ✓ One-point connection for two-pipe system (order as special radiator) (see p. 301)
- ✗ Two-point connection for one-pipe system
- ✓ Two-point connection for two-pipe system (standard) (see p. 300)
- ✗ Integrated valve



VASCO

STEEL RADIATORS

### RECOMMENDED CONNECTION (0018)



Other connection methods, see p. 89



ref. nr. 118210100000099  
Fittings, see p. 313

### RECOMMENDED FOR THE BATHROOM IN OPTION



towel rail straight (chrome)  
ref. nr. 118320700000099

Other accessories, see p. 88

### ABOUT CARRÉ HORIZONTAL

#### Top design for all your heating requirements


The horizontal version of the Carré, with your choice of one or two rows of pipes, for customised heat emission in any room. A designer radiator that also in the horizontal version, stands out thanks to its sleek design and flat look, enhanced by the fully integrated collector.



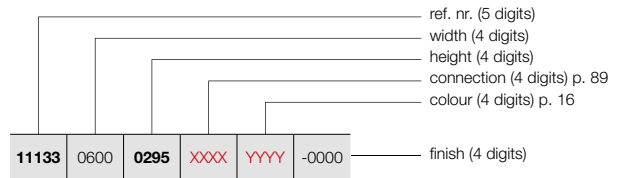
# CARRÉ HORIZONTAL (CPHN1-RO)

## HOW TO ORDER CARRÉ HORIZONTAL

Delivery time 15 - 30 working days  
(transport duration not included)



CPHN1-RO



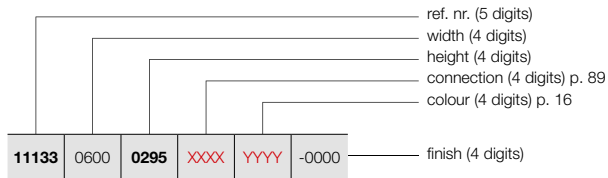
REFERENCE CODE CUSTOM MADE CARRÉ HORIZONTAL						TECHNICAL DATA								
11133	0600	0295	XXXX	YYYY	-0000	tubes	width (L mm)	height (H mm)	75/65/20 (Watt)	55/45/20 (Watt)	n-exp.	weight (kg)	water content (l)	electr. resistance (Watt)
REF. NR. CARRÉ HORIZONTAL CPHN1-RO : 11133														
11133	0600	0295	XXXX	YYYY	-0000	10	600	295	221	117	1,25	6,19	2,85	-
		0355				12	600	355	259	137	1,25	7,41	3,60	-
		0415				14	600	415	296	156	1,25	8,63	4,35	-
		0475				16	600	475	333	176	1,25	9,86	5,10	-
		0535				18	600	535	369	195	1,25	11,08	5,85	-
		0595				20	600	595	404	213	1,25	12,30	6,60	-
		0655				22	600	655	439	231	1,26	13,42	6,94	-
		0775				26	600	775	507	266	1,26	15,67	7,63	-
		0895				30	600	895	574	302	1,26	17,91	8,31	-
		11133				0800	0295	XXXX	YYYY	-0000	10	800	295	295
0355	12		800	355	346		183				1,25	9,88	4,80	-
0415	14		800	415	395		209				1,25	11,51	5,80	-
0475	16		800	475	444		234				1,25	13,14	6,80	-
0535	18		800	535	492		260				1,25	14,77	7,80	-
0595	20		800	595	538		284				1,25	16,40	8,80	-
0655	22		800	655	585		307				1,26	17,90	9,26	-
0775	26		800	775	676		355				1,26	20,89	10,17	-
0895	30		800	895	766		402				1,26	23,88	11,08	-
11133	1000		0295	XXXX	YYYY		-0000				10	1000	295	369
		0355	12			1000		355	432	228	1,25	12,35	6,00	-
		0415	14			1000		415	494	261	1,25	14,39	7,25	-
		0475	16			1000		475	555	293	1,25	16,43	8,50	-
		0535	18			1000		535	615	325	1,25	18,46	9,75	-
		0595	20			1000		595	673	355	1,25	20,50	11,00	-
		0655	22			1000		655	731	384	1,26	22,37	11,57	-
		0775	26			1000		775	845	444	1,26	26,11	12,71	-
		0895	30			1000		895	957	503	1,26	29,85	13,85	-
		11133	1200			0295		XXXX	YYYY	-0000	10	1200	295	443
0355	12			1200	355	518	274				1,25	14,82	7,20	-
0415	14			1200	415	593	313				1,25	17,27	8,70	-
0475	16			1200	475	666	352				1,25	19,72	10,20	-
0535	18			1200	535	738	390				1,25	22,15	11,70	-
0595	20			1200	595	808	427				1,25	24,60	13,20	-
0655	22			1200	655	877	461				1,26	26,84	13,88	-
0775	26			1200	775	1014	533				1,26	31,33	15,25	-
0895	30			1200	895	1148	603				1,26	35,82	16,62	-
11133	1400			0295	XXXX	YYYY	-0000				10	1400	295	517
		0355	12	1400				355	605	319	1,25	17,29	8,40	-
		0415	14	1400				415	692	365	1,25	20,15	10,15	-
		0475	16	1400				475	777	410	1,25	23,00	11,90	-
		0535	18	1400				535	861	455	1,25	25,84	13,65	-
		0595	20	1400				595	942	497	1,25	28,70	15,40	-
		0655	22	1400				655	1023	537	1,26	31,32	16,20	-
		0775	26	1400				775	1183	622	1,26	36,55	17,79	-
		0895	30	1400				895	1340	704	1,26	41,79	19,39	-

CE05 in conformity with EN442-1: radiators and convectors


For heat outputs in other regimes, see p. 308 (correction factors)

### HOW TO ORDER CARRÉ HORIZONTAL

Delivery time 15 - 30 working days  
(transport duration not included)




## CARRÉ HORIZONTAL (CPHN1-RO)



CPHN1-RO

REFERENCE CODE CUSTOM MADE CARRÉ HORIZONTAL							TECHNICAL DATA							
ref. nr.	width (L mm)	height (H mm)	connection	colour	finish	tubes	width (L mm)	height (H mm)	75/65/20 (Watt)	55/45/20 (Watt)	n-exp.	weight (kg)	water content (l)	electr. resistance (Watt)
<b>REF. NR. CARRÉ HORIZONTAL CPHN1-RO : 11133</b>														
11133	0600	0295	XXXX	YYYY	-0000	10	1600	295	590	312	1,25	16,50	7,60	-
		0355				12		355	691	365	1,25	19,76	9,60	-
		0415				14		415	790	417	1,25	23,02	11,60	-
		0475				16		475	888	469	1,25	26,29	13,60	-
		0535				18		535	984	520	1,25	29,54	15,60	-
		0595				20		595	1077	569	1,25	32,80	17,60	-
		0655				22		655	1170	615	1,26	35,79	18,51	-
		0775				26		775	1352	710	1,26	41,78	20,34	-
		0895				30		895	1531	804	1,26	47,76	22,16	-
		11133				1800		0295	XXXX	YYYY	-0000	10	1800	295
0355	12		355	778	411		1,25	22,23				10,80		-
0415	14		415	889	469		1,25	25,90				13,05		-
0475	16		475	999	528		1,25	29,57				15,30		-
0535	18		535	1107	585		1,25	33,23				17,55		-
0595	20		595	1211	639		1,25	36,90				19,80		-
0655	22		655	1316	691		1,26	40,27				20,83		-
0775	26		775	1521	799		1,26	47,00				22,88		-
0895	30		895	1723	905		1,26	53,73				24,93		-
11133	2000		0295	XXXX	YYYY		-0000	10				2000		295
		0355	12			355		864	456	1,25	24,70		12,00	-
		0415	14			415		988	522	1,25	28,78		14,50	-
		0475	16			475		1110	586	1,25	32,86		17,00	-
		0535	18			535		1230	650	1,25	36,92		19,50	-
		0595	20			595		1346	711	1,25	41,00		22,00	-
		0655	22			655		1462	768	1,26	44,74		23,14	-
		0775	26			775		1690	888	1,26	52,22		25,42	-
		0895	30			895		1914	1006	1,26	59,70		27,70	-
		11133	2200			0295		XXXX	YYYY	-0000	10		2200	295
0355	12			355	950	502	1,25				27,17	13,20		-
0415	14			415	1087	574	1,25				31,66	15,95		-
0475	16			475	1221	645	1,25				36,15	18,70		-
0535	18			535	1353	714	1,25				40,61	21,45		-
0595	20			595	1481	782	1,25				45,10	24,20		-
0655	22			655	1608	845	1,26				49,21	25,45		-
0775	26			775	1859	977	1,26				57,44	27,96		-
0895	30			895	2105	1106	1,26				65,67	30,47		-
11133	2400			0295	XXXX	YYYY	-0000				10	2400		295
		0355	12	355				1037	548	1,25	29,64		14,40	-
		0415	14	415				1186	626	1,25	34,54		17,40	-
		0475	16	475				1332	703	1,25	39,43		20,40	-
		0535	18	535				1476	779	1,25	44,30		23,40	-
		0595	20	595				1615	853	1,25	49,20		26,40	-
		0655	22	655				1754	922	1,26	53,69		27,77	-
		0775	26	775				2028	1065	1,26	62,66		30,50	-
		0895	30	895				2297	1207	1,26	71,64		33,24	-

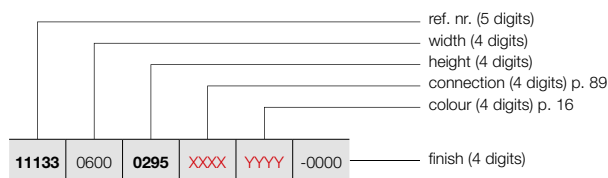
# CARRÉ HORIZONTAL (CPHN1-RO)



CPHN1-RO

## HOW TO ORDER CARRÉ HORIZONTAL

Delivery time 15 - 30 working days  
(transport duration not included)



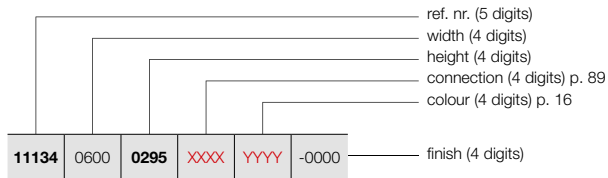
REFERENCE CODE CUSTOM MADE CARRÉ HORIZONTAL						TECHNICAL DATA								
11133	0600	0295	XXXX	YYYY	-0000	tubes	width (L mm)	height (H mm)	75/65/20 (Watt)	55/45/20 (Watt)	n-exp.	weight (kg)	water content (l)	electr. resistance (Watt)
REF. NR. CARRÉ HORIZONTAL CPHN1-RO : 11133														
11133	2600	0295	XXXX	YYYY	-0000	10	2600	295	959	506	1,25	26,81	12,35	-
		0355				12	2600	355	1123	593	1,25	32,11	15,60	-
		0415				14	2600	415	1284	678	1,25	37,41	18,85	-
		0475				16	2600	475	1443	762	1,25	42,72	22,10	-
		0535				18	2600	535	1599	844	1,25	48,00	25,35	-
		0595				20	2600	595	1750	924	1,25	53,30	28,60	-
		0655				22	2600	655	1901	999	1,26	58,16	30,08	-
		0775				26	2600	775	2197	1154	1,26	67,89	33,05	-
		0895				30	2600	895	2488	1307	1,26	77,61	36,01	-
		11133				2800	0295	XXXX	YYYY	-0000	10	2800	295	1033
0355	12		2800	355	1210		639				1,25	34,58	16,80	-
0415	14		2800	415	1383		730				1,25	40,29	20,30	-
0475	16		2800	475	1554		821				1,25	46,00	23,80	-
0535	18		2800	535	1722		909				1,25	51,69	27,30	-
0595	20		2800	595	1884		995				1,25	57,40	30,80	-
0655	22		2800	655	2047		1075				1,26	62,64	32,40	-
0775	26		2800	775	2366		1243				1,26	73,11	35,59	-
0895	30		2800	895	2680		1408				1,26	83,58	38,78	-
11133	3000		0295	XXXX	YYYY		-0000				10	3000	295	1107
		0355	12			3000		355	1296	684	1,25	37,05	18,00	-
		0415	14			3000		415	1482	783	1,25	43,17	21,75	-
		0475	16			3000		475	1665	879	1,25	49,29	25,50	-
		0535	18			3000		535	1845	974	1,25	55,38	29,25	-
		0595	20			3000		595	2019	1066	1,25	61,50	33,00	-
		0655	22			3000		655	2193	1152	1,26	67,11	34,71	-
		0775	26			3000		775	2535	1332	1,26	78,33	38,13	-
		0895	30			3000		895	2871	1508	1,26	89,55	41,55	-

CE in conformity with EN442-1: radiators and convectors


For heat outputs in other regimes, see p. 308 (correction factors)

## HOW TO ORDER CARRÉ HORIZONTAL

Delivery time 15 - 30 working days  
(transport duration not included)



## CARRÉ HORIZONTAL (CPHN2-RO)




CPHN2-RO

REFERENCE CODE CUSTOM MADE CARRÉ HORIZONTAL							TECHNICAL DATA								
11134	0600	0295	XXXX	YYYY	-0000	tubes	width (L mm)	height (H mm)	75/65/20 (Watt)	55/45/20 (Watt)	n-exp.	weight (kg)	water content (l)	electr. resistance (Watt)	
<b>REF. NR. CARRÉ HORIZONTAL CPHN2-RO : 11134</b>															
11134	0600	0295	XXXX	YYYY	-0000	10	600	295	377	200	1,24	11,94	6,06	-	
		0355				12	600	355	459	242	1,25	14,26	7,27	-	
		0415				14	600	415	539	282	1,27	16,57	8,48	-	
		0475				16	600	475	617	321	1,28	18,89	9,70	-	
		0535				18	600	535	693	359	1,29	21,20	10,91	-	
		0595				20	600	595	766	394	1,30	23,52	12,12	-	
		0655				22	600	655	836	430	1,30	25,85	13,39	-	
		0775				26	600	775	967	498	1,30	30,50	15,94	-	
		0895				30	600	895	1087	560	1,30	35,16	18,48	-	
		11134				0800	0295	XXXX	YYYY	-0000	10	800	295	503	267
0355	12		800	355	612		323				1,25	19,01	9,70	-	
0415	14		800	415	719		376				1,27	22,10	11,31	-	
0475	16		800	475	823		428				1,28	25,18	12,93	-	
0535	18		800	535	924		478				1,29	28,27	14,54	-	
0595	20		800	595	1021		526				1,30	31,36	16,16	-	
0655	22		800	655	1114		573				1,30	34,46	17,86	-	
0775	26		800	775	1290		664				1,30	40,67	21,25	-	
0895	30		800	895	1449		746				1,30	46,88	24,64	-	
11134	1000		0295	XXXX	YYYY		-0000				10	1000	295	629	334
		0355	12			1000		355	765	404	1,25	23,76	12,12	-	
		0415	14			1000		415	899	470	1,27	27,62	14,14	-	
		0475	16			1000		475	1029	535	1,28	31,48	16,16	-	
		0535	18			1000		535	1155	598	1,29	35,34	18,18	-	
		0595	20			1000		595	1276	657	1,30	39,20	20,20	-	
		0655	22			1000		655	1393	717	1,30	43,08	22,32	-	
		0775	26			1000		775	1612	830	1,30	50,84	26,56	-	
		0895	30			1000		895	1811	932	1,30	58,60	30,80	-	
		11134	1200			0295		XXXX	YYYY	-0000	10	1200	295	755	401
0355	12			1200	355	918	485				1,25	28,51	14,54	-	
0415	14			1200	415	1079	564				1,27	33,14	16,97	-	
0475	16			1200	475	1235	642				1,28	37,78	19,39	-	
0535	18			1200	535	1386	717				1,29	42,41	21,82	-	
0595	20			1200	595	1531	788				1,30	47,04	24,24	-	
0655	22			1200	655	1672	861				1,30	51,70	26,78	-	
0775	26			1200	775	1934	996				1,30	61,01	31,87	-	
0895	30			1200	895	2173	1119				1,30	70,32	36,96	-	
11134	1400			0295	XXXX	YYYY	-0000				10	1400	295	881	468
		0355	12	1400				355	1071	566	1,25	33,26	16,97	-	
		0415	14	1400				415	1259	658	1,27	38,67	19,80	-	
		0475	16	1400				475	1441	749	1,28	44,07	22,62	-	
		0535	18	1400				535	1617	837	1,29	49,48	25,45	-	
		0595	20	1400				595	1786	919	1,30	54,88	28,28	-	
		0655	22	1400				655	1950	1004	1,30	60,31	31,25	-	
		0775	26	1400				775	2257	1162	1,30	71,18	37,18	-	
		0895	30	1400				895	2535	1305	1,30	82,04	43,12	-	

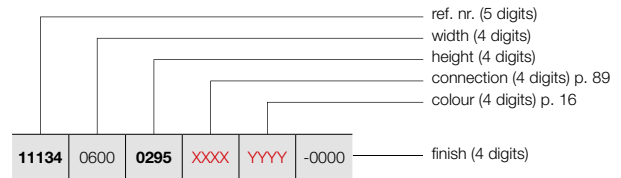
# CARRÉ HORIZONTAL (CPHN2-RO)

## HOW TO ORDER CARRÉ HORIZONTAL

Delivery time 15 - 30 working days  
(transport duration not included)



CPHN2-RO



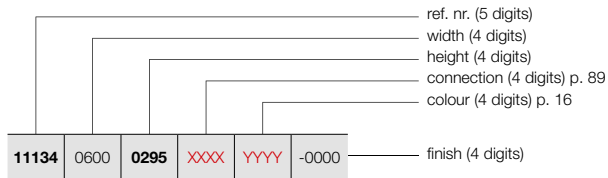
REFERENCE CODE CUSTOM MADE CARRÉ HORIZONTAL						TECHNICAL DATA								
REF. NR.	width (L mm)	height (H mm)	75/65/20 (Watt)	55/45/20 (Watt)	n-exp.	weight (kg)	water content (l)	electr. resistance (Watt)						
REF. NR. CARRÉ HORIZONTAL CPHN2-RO : 11134														
11134	1600	0295	XXXX	YYYY	-0000	10	1600	295	1006	534	1,24	31,84	16,16	-
		0355				12	1600	355	1224	646	1,25	38,02	19,39	-
		0415				14	1600	415	1438	752	1,27	44,19	22,62	-
		0475				16	1600	475	1646	856	1,28	50,37	25,86	-
		0535				18	1600	535	1848	956	1,29	56,54	29,09	-
		0595				20	1600	595	2042	1051	1,30	62,72	32,32	-
		0655				22	1600	655	2229	1147	1,30	68,93	35,71	-
		0775				26	1600	775	2579	1328	1,30	81,34	42,50	-
		0895				30	1600	895	2898	1492	1,30	93,76	49,28	-
		11134				1800	0295	XXXX	YYYY	-0000	10	1800	295	1132
0355	12		1800	355	1377		727				1,25	42,77	21,82	-
0415	14		1800	415	1618		846				1,27	49,72	25,45	-
0475	16		1800	475	1852		963				1,28	56,66	29,09	-
0535	18		1800	535	2079		1076				1,29	63,61	32,72	-
0595	20		1800	595	2297		1182				1,30	70,56	36,36	-
0655	22		1800	655	2507		1290				1,30	77,54	40,18	-
0775	26		1800	775	2902		1494				1,30	91,51	47,81	-
0895	30		1800	895	3260		1678				1,30	105,48	55,44	-
11134	2000		0295	XXXX	YYYY		-0000				10	2000	295	1258
		0355	12			2000		355	1530	808	1,25	47,52	24,24	-
		0415	14			2000		415	1798	940	1,27	55,24	28,28	-
		0475	16			2000		475	2058	1070	1,28	62,96	32,32	-
		0535	18			2000		535	2310	1195	1,29	70,68	36,36	-
		0595	20			2000		595	2552	1314	1,30	78,40	40,40	-
		0655	22			2000		655	2786	1434	1,30	86,16	44,64	-
		0775	26			2000		775	3224	1660	1,30	101,68	53,12	-
		0895	30			2000		895	3622	1864	1,30	117,20	61,60	-
		11134	2200			0295		XXXX	YYYY	-0000	10	2200	295	1384
0355	12			2200	355	1683	889				1,25	52,27	26,66	-
0415	14			2200	415	1978	1034				1,27	60,76	31,11	-
0475	16			2200	475	2264	1177				1,28	69,26	35,55	-
0535	18			2200	535	2541	1315				1,29	77,75	40,00	-
0595	20			2200	595	2807	1445				1,30	86,24	44,44	-
0655	22			2200	655	3065	1578				1,30	94,78	49,10	-
0775	26			2200	775	3546	1825				1,30	111,85	58,43	-
0895	30			2200	895	3984	2051				1,30	128,92	67,76	-
11134	2400			0295	XXXX	YYYY	-0000				10	2400	295	1510
		0355	12	2400				355	1836	970	1,25	57,02	29,09	-
		0415	14	2400				415	2158	1128	1,27	66,29	33,94	-
		0475	16	2400				475	2470	1284	1,28	75,55	38,78	-
		0535	18	2400				535	2772	1434	1,29	84,82	43,63	-
		0595	20	2400				595	3062	1576	1,30	94,08	48,48	-
		0655	22	2400				655	3343	1721	1,30	103,39	53,57	-
0775	26	2400	775	3869	1992	1,30	122,02	63,74	-					

CE in conformity with EN442-1: radiators and convectors


For heat outputs in other regimes, see p. 308 (correction factors)

**HOW TO ORDER CARRÉ HORIZONTAL**

Delivery time 15 - 30 working days  
(transport duration not included)



**CARRÉ HORIZONTAL (CPHN2-RO)**



CPHN2-RO

REFERENCE CODE CUSTOM MADE CARRÉ HORIZONTAL						TECHNICAL DATA								
						tubes	width (L mm)	height (H mm)	75/65/20 (Watt)	55/45/20 (Watt)	n-exp.	weight (kg)	water content (l)	electr. resistance (Watt)
<b>REF. NR. CARRÉ HORIZONTAL CPHN2-RO : 11134</b>														
<b>11134</b>	2600	<b>0295</b>	<b>XXXX</b>	<b>YYYY</b>	<b>-0000</b>	10	2600	295	1635	868	1,24	51,74	26,26	-
		<b>0355</b>				12	2600	355	1989	1050	1,25	61,78	31,51	-
		<b>0415</b>				14	2600	415	2337	1222	1,27	71,81	36,76	-
		<b>0475</b>				16	2600	475	2675	1391	1,28	81,85	42,02	-
		<b>0535</b>				18	2600	535	3003	1554	1,29	91,88	47,27	-
		<b>0595</b>				20	2600	595	3318	1708	1,30	101,92	52,52	-
		<b>0655</b>				22	2600	655	3622	1864	1,30	112,01	58,03	-
		<b>0775</b>				26	2600	775	4191	2157	1,30	132,18	69,06	-
<b>11134</b>	2800	<b>0295</b>	<b>XXXX</b>	<b>YYYY</b>	<b>-0000</b>	10	2800	295	1761	935	1,24	55,72	28,28	-
		<b>0355</b>				12	2800	355	2142	1131	1,25	66,53	33,94	-
		<b>0415</b>				14	2800	415	2517	1316	1,27	77,34	39,59	-
		<b>0475</b>				16	2800	475	2881	1498	1,28	88,14	45,25	-
		<b>0535</b>				18	2800	535	3234	1673	1,29	98,95	50,90	-
		<b>0595</b>				20	2800	595	3573	1839	1,30	109,76	56,56	-
		<b>0655</b>				22	2800	655	3900	2008	1,30	120,62	62,50	-
		<b>11134</b>				3000	<b>0295</b>	<b>XXXX</b>	<b>YYYY</b>	<b>-0000</b>	10	3000	295	1887
<b>0355</b>	12		3000	355	2295		1212				1,25	71,28	36,36	-
<b>0415</b>	14		3000	415	2697		1410				1,27	82,86	42,42	-
<b>0475</b>	16		3000	475	3087		1605				1,28	94,44	48,48	-
<b>0535</b>	18		3000	535	3465		1793				1,29	106,02	54,54	-
<b>0595</b>	20		3000	595	3828		1970				1,30	117,60	60,60	-
<b>0655</b>	22		3000	655	4179		2151				1,30	129,24	66,96	-

CE05 in conformity with EN442-1: radiators and convectors

For heat outputs in other regimes, see p. 308 (correction factors)