

TUBES

- Vertical, square 25 x 25 mm

COLLECTORS

- Horizontal, round Ø 35 mm

COLOURS

- Standard colour white RAL 9016
- Extensive colour chart see p. 10

SPECIAL

- Available in 2 versions: R150 and R190

BRACKETS

- Wall brackets standard

TECHNICAL

- Welded by means of resistance welding robots (invisible weld seams)
- KTL priming coat, powder coating
- Standard operating pressure: 10 bar
- Maximum operating temperature: 120°C

ELECTRICAL(available versions: see chapter electrical radiators)

- ✗ Pure electrical radiator prefilled
- ✗ Mixed radiator

TECHNICAL DRAWINGS

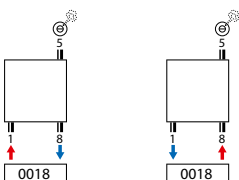
- See p. 187

CONNECTION

- ✗ One-point connection for one-pipe system
- ✗ One-point connection for two-pipe system
- ✗ Two-point connection for one-pipe system
- ✓ Two-point connection for two-pipe system (standard) (see p. 342)
- ✗ Integrated valve
- Connections: ½" (inner thread)



RECOMMENDED CONNECTION (0018)



ref. nr. 118210100000099

RECOMMENDED FOR BATHROOM AND KITCHEN IN OPTION



DISCONTINUED ITEM  
towel rail round (aluminium)

CARRÉ HALF-ROUND

Rhythmic, playful, decorative

The sleek, flat structure of the Carré designer radiator manages to surprise, even in the half-round version, with its simple, rhythmic lines. The Carré Half-Round embellishes your living environment with its playful design and provides you with evenly distributed heating comfort. Available with an optional half-round towel rail.



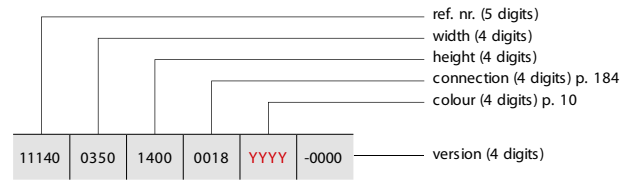
# CARRÉ HALF-ROUND (CR-O)



CR-O

## HOW TO ORDER CARRÉ HALF-ROUND

Delivery time 15 - 30 working days  
(transport duration not included)



**PRODUCT GROUP: STEEL**

REFERENCE CODE CUSTOM MADE CARRÉ HALF-ROUND							TECHNICAL DATA										
11140	0350	1400	0018	YYYY	-0000	tubes	width (L mm)	height (H mm)	75/65/20 (Watt (φ50K)	55/45/20 (Watt (φ30K)	n-exp.	weight (kg)	water content (l)	electr. resistance (Watt)			
<b>REF. NR. CARRÉ HALF-ROUND CR-O : 11140</b>																	
11140	0350	1400	0018	YYYY	-0000	16	350	1400	1225	640	1,27	22,70	12,00	-			
		1800				16	350	1800	1528	799	1,27	27,85	15,20	-			
		2000				16	350	2000	1676	876	1,27	31,18	16,85	-			
		2200				16	350	2200	1823	953	1,27	34,50	18,50	-			
11140	0430	1400	0018	YYYY	-0000	20	430	1400	1588	834	1,26	28,45	15,05	-			
		1800				20	430	1800	1981	1041	1,26	35,60	18,95	-			
		2000				20	430	2000	2174	1142	1,26	39,83	21,05	-			
		2200				20	430	2200	2364	1242	1,26	44,05	23,15	-			

In conformity with EN442-1: 2014: radiators and convectors

**TUBES**

- Vertical, square 25 x 25 mm

**COLLECTORS**

- Horizontal, round Ø 35 mm

**COLOURS**

- Standard colour white RAL 9016
- Extensive colour chart see p. 10

**SPECIAL**

- Available in 2 versions: R150 and R190

**BRACKETS**

- Wall brackets standard

**TECHNICAL**

- Welded by means of resistance welding robots (invisible weld seams)
- KTL priming coat, powder coating
- Standard operating pressure: 10 bar
- Maximum operating temperature: 120°C

**ELECTRICAL**(available versions: see chapter electrical radiators)

- ✗ Pure electrical radiator prefilled
- ✗ Mixed radiator

**TECHNICAL DRAWINGS**

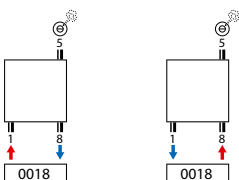
- See p. 187

**CONNECTION**

- ✗ One-point connection for one-pipe system
- ✗ One-point connection for two-pipe system
- ✗ Two-point connection for one-pipe system
- ✓ Two-point connection for two-pipe system (standard) (see p. 342)
- ✗ Integrated valve
- Connections: ½" (inner thread)



**RECOMMENDED CONNECTION (0018)**



ref. nr. 118210100000099

**RECOMMENDED FOR BATHROOM AND KITCHEN IN OPTION**



DISCONTINUED ITEM  
towel rail round (aluminium)

**CARRÉ QUARTER-ROUND**

Embellishes and heats at the same time

The Carré Quarter-Round distinguishes itself by its beautifully stylised, decorative profile. A designer radiator that brings both tranquillity and life to your living environment, with the comforting assurance of custom fast heating. Available with an optional quarter-round towel rail.



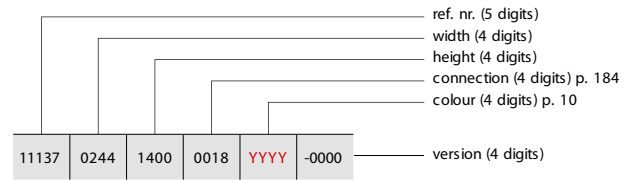
# CARRÉ QUARTER-ROUND (CR-A)



CR-A

## HOW TO ORDER CARRÉ QUARTER-ROUND

Delivery time 15 - 30 working days  
(transport duration not included)



### PRODUCT GROUP: STEEL

REFERENCE CODE CUSTOM MADE CARRÉ QUARTER-ROUND						TECHNICAL DATA										
11137	0244	1400	0018	YYYY	-0000	tubes	width (L mm)	height (H mm)	75/65/20 (Watt) (φ50K)	55/45/20 (Watt) (φ30K)	n-exp.	weight (kg)	water content (l)	electr. resistance (Watt)		
<b>REF. NR. CARRÉ QUARTER-ROUND CR-A : 11137</b>																
11137	0244	1400	0018	YYYY	-0000	8	244	1400	610	316	1,29	11,30	5,50	-		
		1800				8	244	1800	785	408	1,28	14,30	6,00	-		
		2000				8	244	2000	862	448	1,28	16,00	7,15	-		
		2200				8	244	2200	933	485	1,28	17,70	8,30	-		
11137	0298	1400	0018	YYYY	-0000	10	298	1400	810	426	1,26	14,25	7,50	-		
		1800				10	298	1800	963	503	1,27	17,75	9,50	-		
		2000				10	298	2000	1095	572	1,27	19,78	10,55	-		
		2200				10	298	2200	1227	645	1,26	21,80	11,60	-		

In conformity with EN442-1: 2014: radiators and convectors