

# SCREED FLOOR HEATING SYSTEMS

VarioRast, VarioFix, VarioClip,  
VarioRoll and VarioSolid



[www.variotherm.com](http://www.variotherm.com)

**VARIO** **THERM**

# 3 Good reasons for feeling good

## 1 COSY WARMTH

Variotherm floor heating systems turn cold stone, tile, laminate or wood parquet floors into comfortably warm surfaces. They provide a cosy warmth: in living areas, hallways, kitchens, bathrooms and offices.

## 2 FREE CHOICE

Wherever screed is used, the four systems, VarioRast, VarioFix, VarioClip or VarioRoll, provide the perfect solution for all building situations. Each of these complete systems meets the highest performance standards. The extremely robust VarioSolid sets new benchmarks for surfaces in industrial buildings.

## 3 THE PERFECT COMBINATION

All Variotherm floor heating systems are highly efficient low temperature systems, which perfectly complement other energy saving technologies such as heat pumps and solar systems while reducing heating costs and emissions.





# Simple systems for clever designers



Profiled pipe surface  
for more warmth!

VARIORAST

VARIOFIX

## COMPLETE SYSTEMS

For screed systems, Variotherm always has the right solution available with VarioRast, VarioFix, VarioClip and VarioRoll models. All systems are extremely easy to install. Efficient heating for industrial spaces is provided by the VarioSolid industrial floor heating system.

In TOUCH – our  
room thermostat  
enables simple control  
with advanced features!



VARIOROLL

## ONE BASIC PRINCIPLE

All five Variotherm screed systems have one common feature: awareness of a careful use of energy by getting the highest level of comfort with the least use of resource.



Call it what you will:  
Contemporary. Open plan. Cool.  
Variotherm floor heating systems are  
the first choice when it comes  
to stylish architecture.




Good to know:  
Variotherm floor heating systems are perfectly  
suited for most floor coverings and interior styles.






The **VarioClip** system allows VarioProFile piping to be easily laid on wire grid. This is really quick to do and keeps the pipe at the perfect distance.

**Rolled up and quiet:** The VarioRoll thermal and impact sound insulation enables an impact improvement of up to 28 db. The insulation is available in thickness of 20 and 30 mm.



VarioProFile pipe 16 x 2 plus+ with **profiled surface** for optimal heat transfer.

Variomodular pipe 20 x 2 for industrial floor heating.



## Everything you need

Architects and interior designers love Variotherm floor heating systems. Completely invisible and fully flexible, they adapt perfectly to any room conditions.



### Instant heat.

The TOUCH HK room thermostat regulates the room temperature quickly and easily.



**Self-adhesive edge insulation strip** with a fold for perfect installation in screed.

### Clever stuff!

All Variotherm heating and cooling distribution manifolds are fully assembled and pressure-tested.





# Technology and components

## PROFESSIONAL. INSTALLATION.

All the Variotherm floor heating systems have been developed by specialists with their practical application in mind. They are therefore flexible and can be laid quickly. Each step and action to be taken has been thought through down to the smallest detail. This saves time and money on sight.

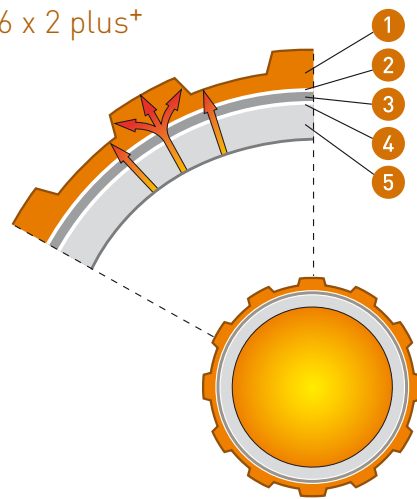
## HEAT. TRANSFER. OPTIMISED.

The multi-layer aluminium composite pipes, with their profiled structure, have a surface which is up to 15% larger than comparable pipes, which contributes to optimised heat transfer.

## PIPE. STABILITY.

The interior laser-welded aluminium pipe has an extremely stable form yet remains easy to bend. This provides you with the maximum in precision while laying the pipes during installation.

### VARIOPROFILE PIPE 16 x 2 plus<sup>+</sup>



Raised temperature resistance polyethylene PE-RT **with profiled surface structure**

- 1
- 2
- 3
- 4
- 5

Adhesive layer

Homogeneous solid aluminium pipe

Adhesive layer

Raised-temperature resistance polyethylene (PE-RT)

### ADVANTAGES

- 10 year guarantee
- Low coefficient of expansion
- Flexible, easy to bend, extremely good hydrostatic stability
- 100% oxygen diffusion-tight
- Tested as per EN 21003
- Fully corrosion-free
- Mirror-smooth inner surface – less pressure loss – no encrustation



500 m

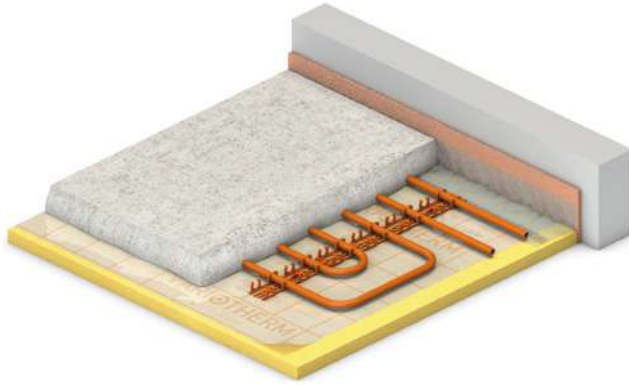


300 m



100 m

## THE 4 CLASSIC SYSTEMS





### VarioRast

- Insulation (provided by the customer)
- Grid foil with 50 mm grid size
- VarioBar with self-adhesive strip on the back
- Fixing needle for VarioBar
- VarioProFile pipe 16 x 2 plus<sup>+</sup>

### VarioFix

- Insulation (provided by the customer)
- VarioFix panel, 1400 x 800 mm (without insulation). For fastening the VarioProFile pipe and as a separating layer. Especially for concrete subsurfaces
- VarioProFile pipe 16 x 2 plus<sup>+</sup>




### VarioClip


- Insulation (provided by the customer)
- Construction steel grid
- VarioClips for fixing the pipes
- VarioProFile pipe 16 x 2 plus<sup>+</sup>

### VarioRoll

- VarioRoll made of certified impact sound polystyrene (20 or 30 mm) with special laminated foil. Optimum retaining power for the stapler pins
- Stapler pins for affixing the pipes
- VarioProFile pipe 16 x 2 plus<sup>+</sup>



## THE INDUSTRIAL SOLUTION



### VarioSolid (industrial floor heating)

- Concrete panel and reinforcing bar grid (provided by the customer)
- Fastening with binding wire
- VarioModular pipe 20 x 2 mm
- Spacer, separating layer and prepared thermal insulation (provided by the customer)



*The installation is straight forward with clear and comprehensive manuals*

## PREPARATORY WORK **1**

Depending on the installation situation, either vapour barriers or vapour retarders must be installed in the floor structure. Self-adhesive Variotherm edge insulation strips are applied along the walls, as well as pillars, steps, door frames, etc. The respective model is laid on the prepared subsurface.



## LAYING THE PIPE 2

Depending on the model and construction requirements, the VarioProFile pipe can be precisely attached in different ways, while maintaining its form: clips, VarioBars, stapler pins, panels with grooves ... Thought has been given to every possible subsurface and every attachment method. All working steps have been tried and tested in practice and can be carried out by a single installer.

## 3 FINAL INSTALLATION


After the pipes have been laid, the system is connected to the distribution manifold. Now the floor heating system is filled, flushed, deaerated and pressure checked. Then, the screed can be applied.



VARIOCLIP

VARIORAST

VARIOROLL



# VARIOTHERM

*Heating. Cooling. Comfort. For a lifetime.*


## GUARANTEED BY STRONG ARGUMENTS

- 5 individual complete systems from one source
- Energy saving low temperature systems
- Ideal for combination with heat pumps, solar and biomass systems
- Optimised heat transfer due to profile surface
- The surface of the VarioProFile pipe 16 x 2 plus+ is up to 15% larger than that of comparable pipes
- Even floor temperature due to accurate laying systems
- Fast and simple assembly
- 10 year guarantee


## ALSO AVAILABLE FROM VARIOTHERM



DRYWALL CONSTRUCTION SYSTEM - 20 mm



WALL HEATING / COOLING



HEATING / COOLING UNDER PLASTER



CEILING COOLING / HEATING

**VARIOTHERM HEIZSYSTEME GMBH**  
GÜNSELSDORFER STRASSE 3a  
2544 LEOBERSDORF  
AUSTRIA

T: 0043 2256 648 70 0  
F: 0043 2256 648 70 9

office@variotherm.com www.variotherm.com



PRODUCT VIDEO



YOUR VARIOTHERM PARTNER

